

ROE

CREATIVE DISPLAY



Jade

Featherlight Brilliance


IN- & OUTDOOR LED PANELS

“VISUAL IMPACT IN A LIGHTWEIGHT PANEL”

Meet Jade, LED display technology made featherlight.


Jade is an ultra-lightweight LED panel that delivers outstanding visual impact for any event.

This versatile LED panel is easy to handle and assemble, transforming event spaces into vibrant and immersive environments.



Visual Performance

With its high brightness and high contrast, imagery is displayed in stunning clarity and vivid colors.



Cellular Design



Carbon Fiber



Featherlight Design

Each Jade LED panel weighs just **6.6Kg**, approx. **20%** lighter than conventional alternatives, making installation and transportation a breeze.

- The innovative housing-free module and unique cellular design significantly reduces weight
- Enhanced color uniformity through a meticulously balanced chip layout.
- Jade's robust Carbon Fiber Frame is crafted for durability and strength, setting a new benchmark for lightweight performance without compromising quality.

Easy Maintenance

The quick-release PSU box allows easy replacement, resulting in minimal downtime. The quick-release retractable pin allows easy and rapid removal of any panel from a canvas.



Vertical Lock Part I



Vertical Lock Part II

Lightweight and robust



Black LED Provides High Contrast & High Brightness



Easy to Create 90°



Curving Capability



Easy Maintenance and Screen Maintenance




For hanging or stacking configuration



Seamless Curve Connection

Jade's Unique locking system enables smooth curving, supporting angles from 10 degrees concave to 10 degrees convex, in steps of 2.5 degrees.



Additional Corners for Versatile Setups

Create flawless 90-degree corners with the special corners panels, enabling you to wrap your message around any space.




Specifications

Jade	Jade Outdoor 3.9	Jade Outdoor 3.9 half	Jade Indoor 4.8	Jade Indoor 4.8 half
Pixel Pitch	3.9mm	3.9mm	4.8mm	4.8mm
Max Brightness Calibrated	3500nits	3500nits	2000nits	2000nits
Panel Dimension	500mm x 1000mm x 90mm 19.69" x 39.37" x 3.54"	500mm x 500mm x 86mm 19.69" x 19.69" x 3.39"	500mm x 1000mm x 84mm 19.69" x 39.37" x 3.31"	500mm x 500mm x 84mm 19.69" x 19.69" x 3.31"
Panel Resolution (H x V)	128 x 256	128 x 128	104 x 208	104 x 104
Panel Weight	6.8kg; 14.99lbs	4.1kg; 9.04lbs	6.1kg; 13.45lbs (estimated)	3.7kg; 8.16lbs(estimated)
Power Consumption Max / Avg	300W / 150W	160W / 80W	190W / 95W	100W / 50W
BTU Max / Average	1025 / 470	545 / 250	650 / 300	340 / 155
Transparency	Solid	Solid	Solid	Solid
Serviceability	Rear	Rear	Rear	Rear
Curving (Concave & Convex)	Concave 10° - Convex 10°	Concave 10° - Convex 10°	Concave 10° - Convex 10°	Concave 10° - Convex 10°
Max. Hanging (panels)	15	24	15	24
Max. Stacking (panels)	6	12	6	12
LED Configuration	SMD 1415 Black	SMD 1415 Black	SMD 1415 Black	SMD 1415 Black
Viewing Angle Horizontal	160°	160°	160°	160°
Viewing Angle Vertical	130°	130°	To be defined	To be defined
Scan Ratio	1/8	1/8	1/13	1/13
Refresh Rate	7680Hz	7680Hz	7680Hz	7680Hz
Gray Scale	16bit	16bit	16bit	16bit
Frame Material	Carbon Fiber	Carbon Fiber	Carbon Fiber	Carbon Fiber
Processing Platform	Brompton / Megapixel / Evision	Brompton / Megapixel / Evision	Brompton / Megapixel / Evision	Brompton / Megapixel / Evision
Operational Temp / Humidity	-20°-45°C, 10-90%RH -4°-113°F, 10-90%RH	-20°-45°C, 10-90%RH -4°-113°F, 10-90%RH	-20°-45°C, 10-90%RH -4°-113°F, 10-90%RH	-20°-45°C, 10-90%RH -4°-113°F, 10-90%RH
Storage Temp / Humidity	-40°-60°C, 10-90%RH -40°-140°F, 10-90%RH	-40°-60°C, 10-90%RH -40°-140°F, 10-90%RH	-40°-60°C, 10-90%RH -40°-140°F, 10-90%RH	-40°-60°C, 10-90%RH -40°-140°F, 10-90%RH
IP Rating	IP65	IP65	IP40	IP40
Certifications	CE, PSE, ROHS	CE, PSE, ROHS	CE, PSE, ROHS	CE, PSE, ROHS

Notes: The specifications are for reference, actual values may vary.

Dimensions



www.roevisual.com

ROE China | ROE US | ROE EU | ROE UK | ROE JP | ROE ME | ROE AUS


roe@roevisual.com

Specifications

Jade	Jade Outdoor 5.9	Jade Outdoor 5.9 half	Jade Indoor 5.9	Jade Indoor 5.9 half
Pixel Pitch	5.95mm	5.95mm	5.95mm	5.95mm
Max Brightness Calibrated	4500nits	4500nits	3500nits	3500nits
Panel Dimension	500mm x 1000mm x 91mm 19.69" x 39.37" x 3.58"	500mm x 500mm x 86mm 19.69" x 19.69" x 3.39"	500mm x 1000mm x 84mm 19.69" x 39.37" x 3.31"	500mm x 500mm x 84mm 19.69" x 19.69" x 3.31"
Panel Resolution (H x V)	84 x 168	84 x 84	84 x 168	84 x 84
Panel Weight	6.6kg; 14.55lbs	4kg; 8.82lbs	5.9kg; 13lbs	3.6kg; 7.94lbs
Power Consumption Max / Avg	300W / 150W	160W / 80W	300W / 150W	160W / 80W
BTU Max / Average	1025 / 430	545 / 250	1025 / 430	545 / 250
Transparency	Solid / 14%	Solid / 14%	Solid / 14%	Solid / 14%
Serviceability	Rear	Rear	Rear	Rear
Curving (Concave & Convex)	Concave 10° - Convex 10°	Concave 10° - Convex 10°	Concave 10° - Convex 10°	Concave 10° - Convex 10°
Max. Hanging (panels)	15	24	15	24
Max. Stacking (panels)	6	12	6	12
LED Configuration	SMD 1921 Black	SMD 1921 Black	SMD 1921 Black	SMD 1921 Black
Viewing Angle Horizontal	160°	160°	160°	160°
Viewing Angle Vertical	140°	140°	160°	160°
Scan Ratio	1/7	1/7	1/7	1/7
Refresh Rate	7680Hz	7680Hz	7680Hz	7680Hz
Gray Scale	16bit	16bit	16bit	16bit
Frame Material	Carbon Fiber	Carbon Fiber	Carbon Fiber	Carbon Fiber
Processing Platform	Brompton / Megapixel / Evision	Brompton / Megapixel / Evision	Brompton / Megapixel / Evision	Brompton / Megapixel / Evision
Operational Temp / Humidity	-20°-45°C, 10-90%RH -4°-113°F, 10-90%RH	-20°-45°C, 10-90%RH -4°-113°F, 10-90%RH	-20°-45°C, 10-90%RH -4°-113°F, 10-90%RH	-20°-45°C, 10-90%RH -4°-113°F, 10-90%RH
Storage Temp / Humidity	-40°-60°C, 10-90%RH -40°-140°F, 10-90%RH	-40°-60°C, 10-90%RH -40°-140°F, 10-90%RH	-40°-60°C, 10-90%RH -40°-140°F, 10-90%RH	-40°-60°C, 10-90%RH -40°-140°F, 10-90%RH
IP Rating	IP65	IP65	IP40	IP40
Certifications	CE, PSE, ROHS	CE, PSE, ROHS	CE, PSE, ROHS	CE, PSE, ROHS

Notes: The specifications are for reference, actual values may vary.

Dimensions



www.roevisual.com

ROE China | ROE US | ROE EU | ROE UK | ROE JP | ROE ME | ROE AUS

roe@roevisual.com